

### Features

- Low profile provides compatibility with DIPs
- Also available in medium profile (4600S - .250") and high profile (4600K - .350")
- Marking on contrasting background
- Custom circuits available per factory

For information on thin film applications, download Bourns' Thin Film Application Note.

## 4600T, S, K Series - Thin Film Conformal SIP

### Product Characteristics

Resistance Range  
 Bussed .....49.9 to 100K ohms  
 Isolated .....20 to 200K ohms  
 Series.....20 to 100K ohms

Resistance Tolerance  
 .....±0.1%, ±0.5%, ±1%

Temperature Coefficient  
 .....±100ppm/°C, ±50ppm/°C,  
 ±25ppm/°C

Temperature Range  
 .....-55°C to +125°C

Insulation Resistance  
 .....10,000 megohms minimum

TCR Tracking .....±5ppm/°C

### Environmental Characteristics

Thermal Shock and Power Conditioning .....0.1%  
 Short Time Overload .....0.1%  
 Terminal Strength .....0.25%  
 Resistance to Soldering Heat .....0.1%  
 Moisture Resistance .....0.1%  
 Life .....0.5%

### Physical Characteristics

Body Material Flammability  
 .....Conforms to UL94 V-0

Body Material.....Epoxy Resin

### HOW TO ORDER

46 11 T - 101 - 2222 A B

Model \_\_\_\_\_  
 (46 = Conformal SIP)

Number of Pins \_\_\_\_\_

Physical Config.  
 •T = Low Profile Thin Film  
 •S = Medium Profile Thin Film  
 •K = High Profile Thin Film

Electrical Configuration \_\_\_\_\_  
 •101 = Bussed  
 •102 = Isolated  
 •106 = Series

Resistance Code \_\_\_\_\_  
 •First 3 digits are significant  
 •Fourth digit represents the number of zeros to follow.

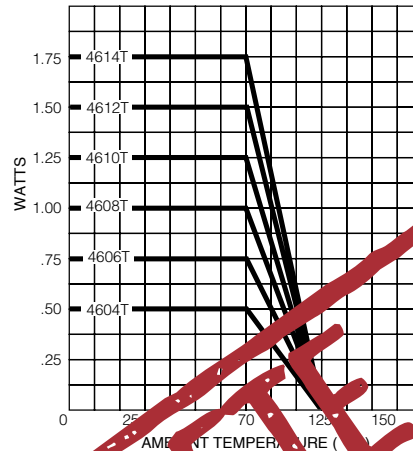
Absolute Tolerance Code \_\_\_\_\_  
 •B = ±0.1%      •F = ±1%  
 •D = ±0.5%

Temperature Coefficient Code \_\_\_\_\_  
 •A = ±100ppm/°C    •C = ±25ppm/°C  
 •B = ±50ppm/°C

Ratio Tolerance (Optional) \_\_\_\_\_  
 •A = ±0.05% to R1    •D = ±0.5% to R1  
 •B = ±0.1% to R1

Consult factory for other available options.

### Package Power Temp. Derating Curve

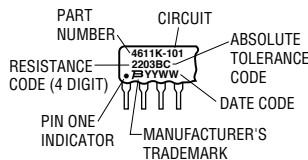


### Package Power Ratings at 70°C

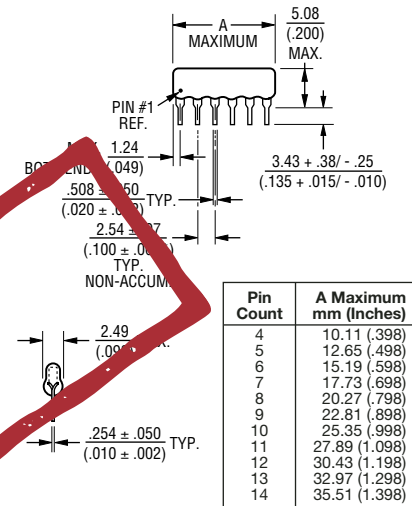
Model	Power Rating (Watts)
4604T	0.3
4605T	0.6
4606T	0.75
4607T	0.9
4608T	1.0
4609T	1.2
4610T	1.35
4611T	1.5
4612T	1.65
4613T	1.8
4614T	2.0

### TYPICAL PART MARKING

Represents total content. Layout may vary.



### Product Dimensions



Maximum package length is equal to 2.54mm (.100") times the number of pins, less .005mm (.002").

Governing dimensions are in metric. Dimensions in parentheses are inches and are approximate.

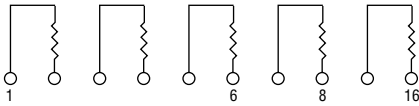
\*Terminal centerline to centerline measurements made at point of emergence of the lead from the body.

# 4600T, S, K Series - Thin Film Conformal SIP

**BOURNS®**

## Isolated Resistors (102 Circuit)

Available in 4, 6, 8, 10, 12, 14, 16 Pin



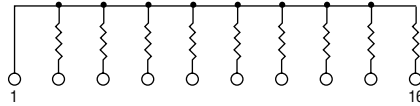
These models incorporate 2 to 8 isolated thin-film resistors of equal value, each connected between a separate pin.

### Power Rating per Resistor

T .....	0.18 watt
S .....	0.20 watt
K .....	0.25 watt
Resistance Range... ..	20 to 200K ohms

## Bussed Resistors (101 Circuit)

Available in 4 through 16 Pin



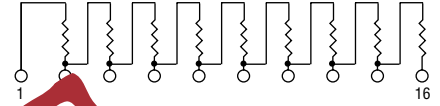
These models incorporate 3 to 15 thin-film resistors of equal value, each connected between a separate pin.

### Power Rating per Resistor

T .....	0.10 watt
S .....	0.12 watt
K .....	0.15 watt
Resistance Range... ..	4.9 to 100K ohms

## Series Circuit (106 Circuit)

Available in 4 through 16 Pin



These models incorporate 3 to 15 thin-film resistors of equal value, each connected in a series.

### Power Rating per Resistor

T .....	0.10 watt
S .....	0.12 watt
K .....	0.15 watt
Resistance Range... ..	20 to 100K ohms

OBSOLETE